

Signing Up for your TCI Teacher Subscription (KPBSD)

Your online Teacher Subscription contains everything you need to plan, teach, and assess each chapter's lesson. If you hit any snags, call customer support at 1-800-497-6138.

Step 1: Copy and paste the following link into your browser. (Use Firefox or Google Chrome.)
<http://subscriptions.teachtci.com/teacher/3wv6r5v>

Fill out the form. **Use your district email**, create your own password, check the "I agree" box, and then click the purple button.

Sign Up for a Teacher Subscription

Account: Kenai Peninsula Borough School District

Email:

Confirm Email:

First Name:

Last Name:

Password:
Password must be at least 6 characters long.

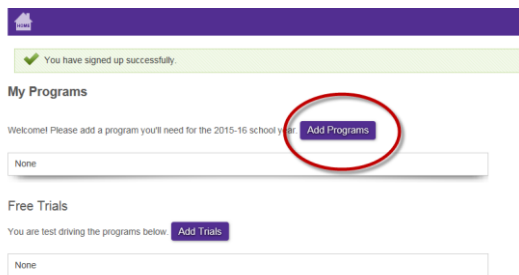
Confirm Password:







I agree to TCI Terms of Use and Privacy Policy.

Sign Up

Sign in
[Forgot your password?](#)

Step 2: You are now in your Teacher Subscription. Click "Add Program" and choose your grade level.

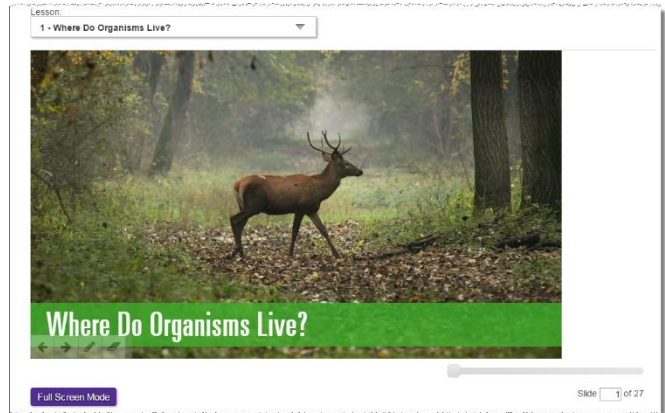
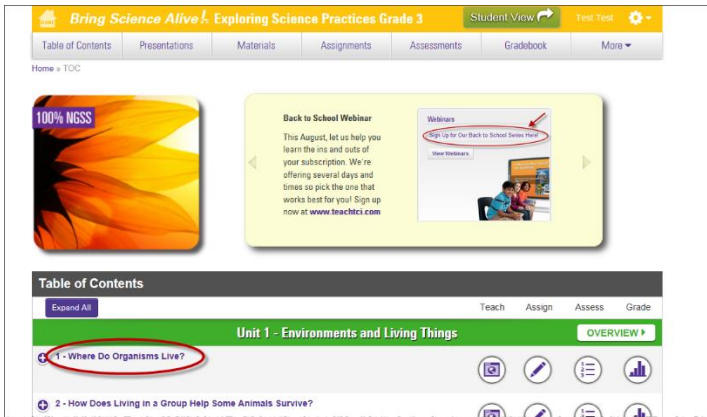


Program Title	Action
 Bring Science Alive! Exploring Science Practices Grade 1 © 2015	Add Program
 Bring Science Alive! Exploring Science Practices Grade 2 © 2015	Add Program
 Bring Science Alive! Exploring Science Practices Grade 3 © 2015	Add Program
 Bring Science Alive! Exploring Science Practices Grade 4 © 2015	Add Program
 Bring Science Alive! Exploring Science Practices Grade 5 © 2015	Add Program
 Bring Science Alive! Exploring Science Practices Grade K © 2015	Add Program

Step 3: Click on a purple lesson title, or click the “Teach” icon to the right of the title. This opens your visual lesson guide (TCI calls this a “Presentation”)—your one-stop shop for planning and teaching.

Click through the slides to plan your lesson before class, and then use these same slides with students when doing the activity during class.

To print or project the Interactive Student Notebook and any other handouts, click “Materials” in the top row.



Step 4: The next time you visit, sign in from www.teachtci.com.

Just click the “Sign In” button in the upper right corner. Enter your username (email) and password.

